

# West Virginia Pharmacy Services



## Drug Utilization Review

1st Quarter 2020

Prepared by :





WVDRGS044

DUR Quarterly Overall Summary Report  
 Report Period from 01/01/2020 thru 03/31/2020

Categories	1st Qtr 2020	1st Qtr 2019	% Change
Total Paid Amount	\$196,601,298.88	\$175,210,140.86	12.21
Eligible Members	468,761	478,734	-2.08
Utilizing Eligibles	266,404	269,487	-1.14
Total # Prescriptions	2,475,171	2,428,062	1.94
Cost per Utilizing Member	\$737.98	\$650.16	13.51
Average # Prescriptions per Utilizer	9	9	0.00
Average Cost per Prescription	\$79.43	\$72.16	10.07
# Generic Prescriptions	2,133,492	2,093,720	1.90
% Generic Prescriptions	86	86	0.00
Total Cost - Generics	\$39,280,350.17	\$37,478,002.86	4.81
Average Generic Prescription Cost	\$18.41	\$17.90	2.86
Average Days Supply - Generics	25	24	4.17
# Brand Prescriptions	341,679	334,342	2.19
% Brand Prescriptions	13.00	13.00	0.00
Total Cost - Brand	\$157,320,948.71	\$137,732,138.00	14.22
Average Brand Prescription Cost	\$460.43	\$411.95	11.77
Average Days Supply - Brand	21	22	-4.55
Rebates Collected	\$93,473,406.94	\$123,692,695.23	-24.43

Top 25 Therapeutic Classes By Prescription Count

Report Period from 01/01/2020 thru 03/31/2020

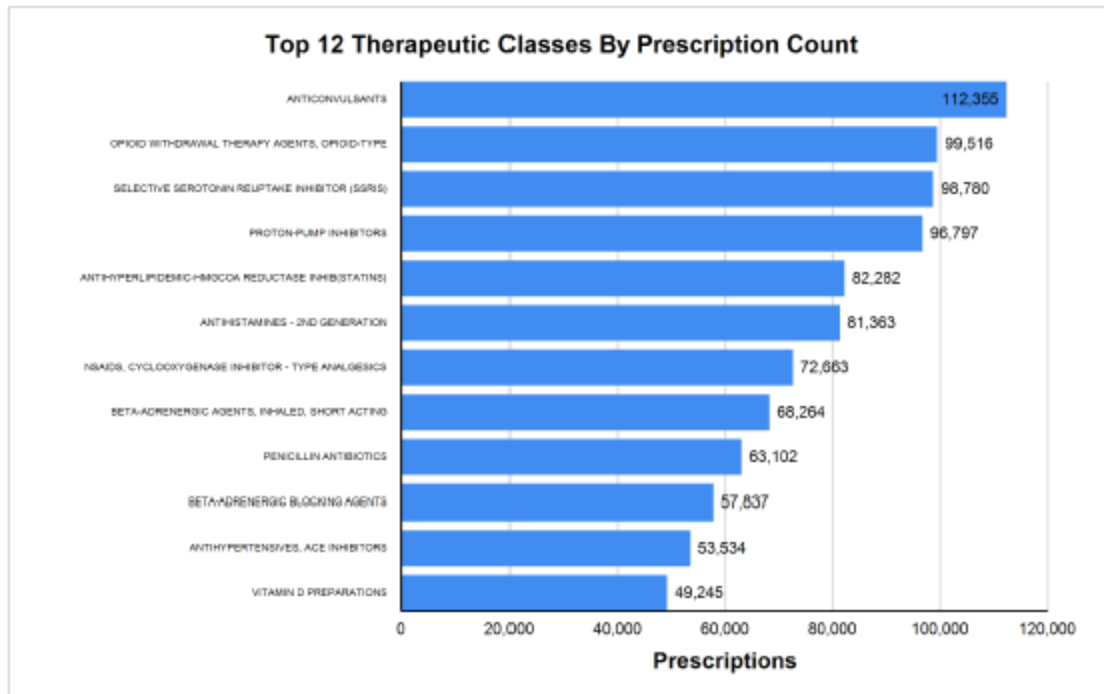
Reporting Months (1st Quarter) 01/01/2020 - 03/31/2020

Rank	Therapeutic Class	Therapeutic Class Code	Prescription Count	% of Total Prescription Count	Amount Paid
1	ANTICONSULSANTS	H4B	112,355	4.50	\$6,298,896.03
2	OPIOID WITHDRAWAL THERAPY AGENTS, OPIOID-TYPE	H3W	99,516	4.00	\$13,817,781.12
3	SELECTIVE SEROTONIN REUPTAKE INHIBITOR (SSRIS)	H2S	98,780	4.00	\$1,120,047.30
4	PROTON-PUMP INHIBITORS	D4J	96,797	3.90	\$1,627,967.35
5	ANTIHYPERLIPIDEMIC-HMGCOA REDUCTASE INHIB (STATINS)	M4D	82,282	3.30	\$991,429.53
6	ANTIHISTAMINES - 2ND GENERATION	Z2Q	81,363	3.30	\$868,234.86
7	NSAIDS, CYCLOOXYGENASE INHIBITOR - TYPE ANALGESICS	S2B	72,663	2.90	\$903,537.74
8	BETA-ADRENERGIC AGENTS, INHALED, SHORT ACTING	B6W	68,264	2.70	\$4,270,190.19
9	PENICILLIN ANTIBIOTICS	W1A	63,102	2.50	\$896,879.49
10	BETA-ADRENERGIC BLOCKING AGENTS	J7C	57,837	2.30	\$818,766.35
11	ANTIHYPERTENSIVES, ACE INHIBITORS	A4D	53,534	2.10	\$564,077.21
12	VITAMIN D PREPARATIONS	C6D	49,245	2.00	\$457,227.60
13	LEUKOTRIENE RECEPTOR ANTAGONISTS	Z4B	45,818	1.80	\$593,993.29
14	GLUCOCORTICIDS	P5A	45,624	1.80	\$647,697.30
15	THYROID HORMONES	P3A	44,707	1.80	\$793,786.88
16	ANTIHISTAMINES - 1ST GENERATION	Z2P	40,952	1.60	\$538,389.34
17	SKELETAL MUSCLE RELAXANTS	H6H	39,369	1.60	\$518,622.15
18	SEROTONIN-NOREPINEPHRINE REUPTAKE-INHIB (SNRIS)	H7C	37,431	1.50	\$616,668.49
19	ANTIHYPERGLYCEMIC, BIGUANIDE TYPE	C4L	37,035	1.50	\$376,611.94
20	ANTIPTSYCHOTIC, ATYPICAL, DOPAMINE, SEROTONIN ANTAGNST	H7T	36,655	1.50	\$5,516,803.25
21	NASAL ANTH-INFLAMMATORY STEROIDS	Q7P	36,290	1.50	\$674,463.35
22	ANTIVIRALS, GENERAL	W5A	36,278	1.50	\$1,894,105.71
23	INSULINS	C4G	34,008	1.40	\$18,268,435.17
24	CALCIUM CHANNEL BLOCKING AGENTS	A9A	32,767	1.30	\$394,336.61
25	ANTIEMETIC/ANTIVERTIGO AGENTS	H6J	31,814	1.30	\$491,328.61
	<b>Totals:</b>		<b>1,434,486</b>	<b>57.60</b>	<b>\$63,960,276.86</b>

WV POS Quarterly Drug Class Review Top 12 by Rx Count

Reporting Period From: 01/01/2020 - 03/31/2020

Reporting Months (1st Quarter): 01/01/2020 - 03/31/2020



Amount Paid	
ANTICONVULSANTS	\$6,298,896.03
OPIOID WITHDRAWAL THERAPY AGENTS, OPIOID-TYPE	\$13,817,781.12
SELECTIVE SEROTONIN REUPTAKE INHIBITOR (SSRIS)	\$1,120,047.30
PROTON-PUMP INHIBITORS	\$1,627,967.35
ANTIHYPERLIPIDEMIC-HMGCOA REDUCTASE INHIB(STATINS)	\$991,429.53
ANTIHISTAMINES - 2ND GENERATION	\$868,234.86
NSAIDS, CYCLOOXYGENASE INHIBITOR - TYPE ANALGESICS	\$903,537.74
BETA-ADRENERGIC AGENTS, INHALED, SHORT ACTING	\$4,270,190.19
PENICILLIN ANTIBIOTICS	\$896,879.49
BETA-ADRENERGIC BLOCKING AGENTS	\$818,766.35
ANTIHYPERTENSIVES, ACE INHIBITORS	\$564,077.21
VITAMIN D PREPARATIONS	\$457,227.60

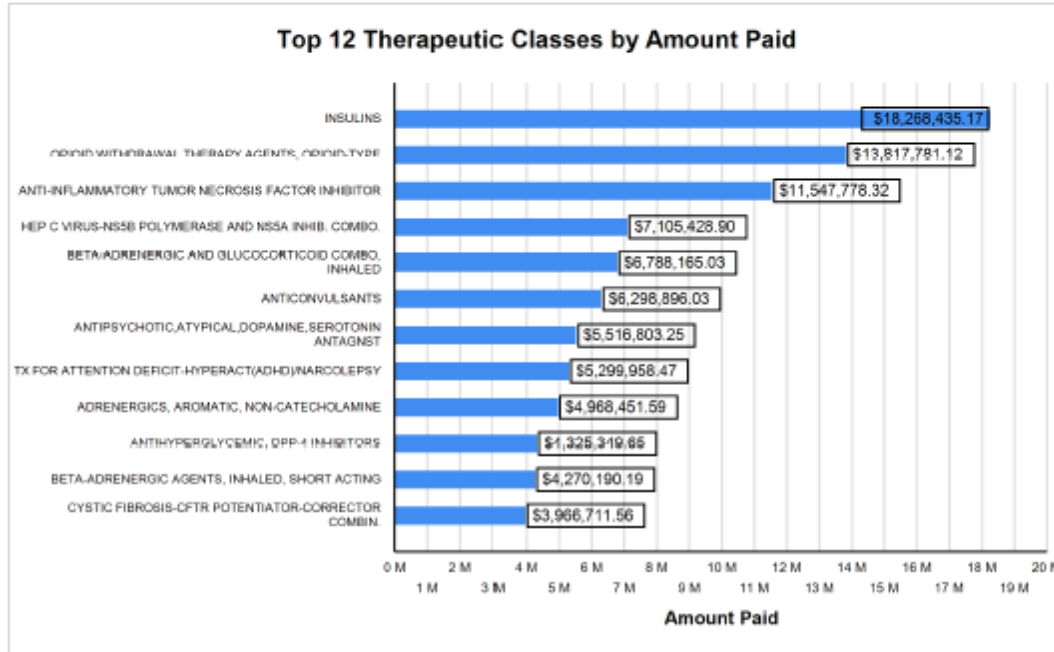
**Top 25 Therapeutic Classes by Amount Paid**  
Report Period from 01/01/2020 thru 03/31/2020

Reporting Months (1st Quarter): 1/1/2020-03/31/2020

Rank	Therapeutic Class	Therapeutic Class Codes	Amount Paid	% of Total Amount Paid	Prescription Count
1	INSULINS	C4G	\$18,268,435.17	9.20	34,008
2	OPIOID WITHDRAWAL THERAPY AGENTS, OPIOID-TYPE	H3W	\$13,817,781.12	7.00	99,516
3	ANTH-INFLAMMATORY TUMOR NECROSIS FACTOR INHIBITOR	S2J	\$11,547,778.32	5.80	1,864
4	HEP C VIRUS-NSSB POLYMERASE AND NS5A INHIB. COMBO.	WDB	\$7,105,428.90	3.60	365
5	BETA-ADRENERGIC AND GLUCOCORTICOID COMBO, INHALED	B63	\$6,788,165.03	3.40	22,510
6	ANTICONVULSANTS	H4B	\$6,298,896.03	3.20	112,355
7	ANTIPSYCHOTIC, ATYPICAL, DOPAMINE, SEROTONIN ANTAGONIST	H7T	\$5,516,803.25	2.80	36,655
8	TX FOR ATTENTION DEFICIT-HYPERACT(ADHD)/NARCOLEPSY	H2V	\$5,299,958.47	2.70	23,148
9	ADRENERGICS, AROMATIC, NON-CATECHOLAMINE	J5B	\$4,968,451.59	2.50	27,479
10	ANTIHYPERGLYCEMIC, DPP-4 INHIBITORS	C4J	\$4,325,349.65	2.20	9,939
11	BETA-ADRENERGIC AGENTS, INHALED, SHORT ACTING	B6W	\$4,270,190.19	2.20	68,264
12	CYSTIC FIBROSIS-CFTR POTENTIATOR-CORRECTOR COMBIN.	B0F	\$3,966,711.56	2.00	184
13	ANTICHOLINERGICS, ORALLY INHALED LONG ACTING	B61	\$3,922,079.67	2.00	8,953
14	HEPATITIS C VIRUS- NS5A AND NS3/4A INHIBITOR COMB	W0E	\$3,496,023.25	1.80	274
15	ANTINEOPLASTIC SYSTEMIC ENZYME INHIBITORS	V1Q	\$3,465,405.40	1.80	325
16	DIRECT FACTOR XA INHIBITORS	M9V	\$3,151,273.34	1.60	7,307
17	AGENTS TO TREAT MULTIPLE SCLEROSIS	H0E	\$3,118,939.32	1.60	450
18	BLOOD SUGAR DIAGNOSTICS	M4A	\$2,389,775.17	1.20	23,759
19	ANTIPSORIATIC AGENTS, SYSTEMIC	L1A	\$2,290,025.83	1.20	379
20	ARV-NUCLEOSIDE, NUCLEOTIDE RTI, INTEGRASE INHIBITORS	W5X	\$2,185,481.08	1.10	718
21	ANTI-ALCOHOLIC PREPARATIONS	C0D	\$2,070,084.55	1.00	2,109
22	ANTIHYPERGLY, INCRETIN MIMETIC (GLP-1 RECEPTOR AGONIST)	C4I	\$1,971,007.75	1.00	2,728
23	GROWTH HORMONES	P1A	\$1,949,825.51	1.00	404
24	ANTIPSYCHOTICS, ATYP, D2 PARTIAL AGONIST/SHT MIXED	H7X	\$1,930,214.14	1.00	13,285
25	ANTIVIRALS, GENERAL	W5A	\$1,894,105.71	1.00	36,278
<b>Totals:</b>			<b>\$126,008,190.00</b>	<b>63.90</b>	<b>533,256</b>

**Top 12 Therapeutic Classes by Amount Paid**
  
 Reporting Months 1st Quarter: 1/1/2020-03/31/2020

Reporting Months (1st Quarter): 1/1/2020-03/31/2020



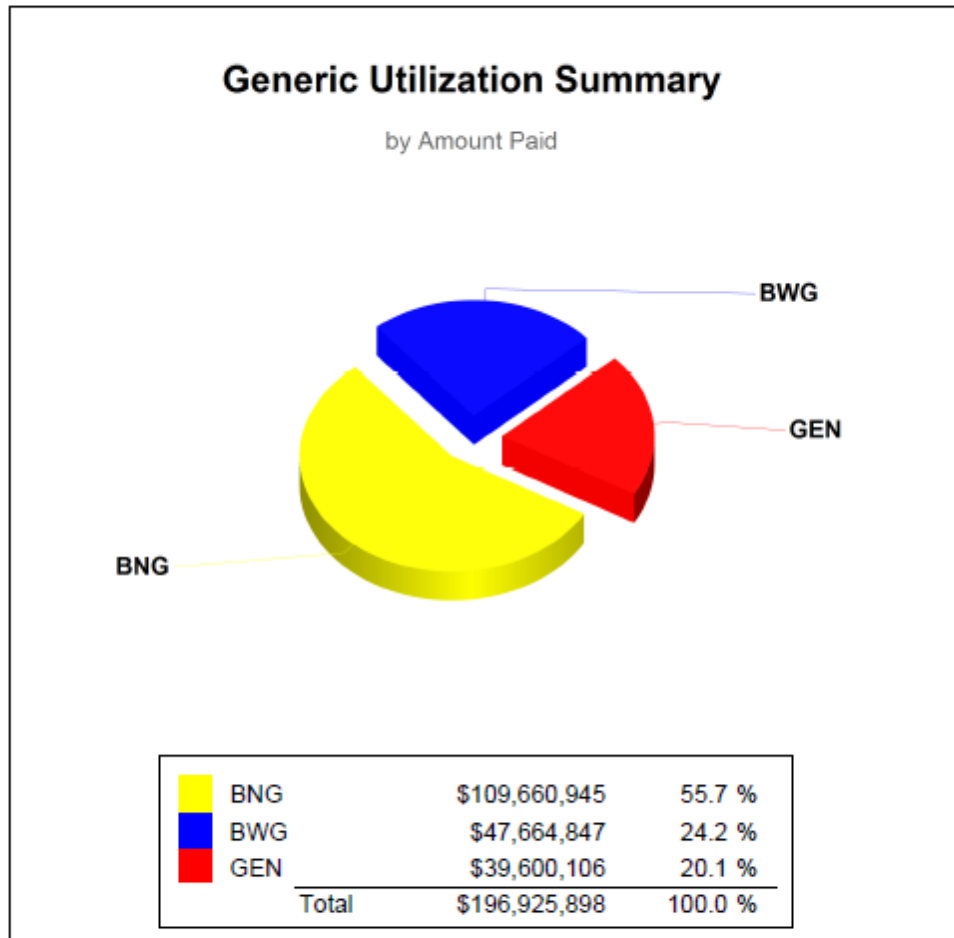
**Prescriptions**

INSULINS	34,008
OPIOID WITHDRAWAL THERAPY AGENTS, OPIOID-TYPE	99,516
ANTI-INFLAMMATORY TUMOR NECROSIS FACTOR INHIBITOR	1,864
HEP C VIRUS-NS5B POLYMERASE AND NS5A INHIB. COMBO.	365
BETA-ADRENERGIC AND GLUCOCORTICOID COMBO, INHALED	22,510
ANTICONVULSANTS	112,355
ANTIPSYCHOTIC, ATYPICAL, DOPAMINE, SEROTONIN ANTAGONIST	38,655
TX FOR ATTENTION DEFICIT-HYPERACT(ADHD)/NARCOLEPSY	23,148
ADRENERGICS, AROMATIC, NON-CATECHOLAMINE	27,479
ANTIHYPERGLYCEMIC, DPP-4 INHIBITORS	9,939
BETA-ADRENERGIC AGENTS, INHALED, SHORT ACTING	68,264
CYSTIC FIBROSIS-CFTR POTENTIATOR-CORRECTOR COMBIN.	184

Pharmacy Generic Utilization Summary by Amount Paid

Reporting Month 1st Quarter: 1/1/2020-03/31/2020

Reporting Months (1st Quarter): 1/1/2020-03/31/2020



BNG = Brand With no Generic Available

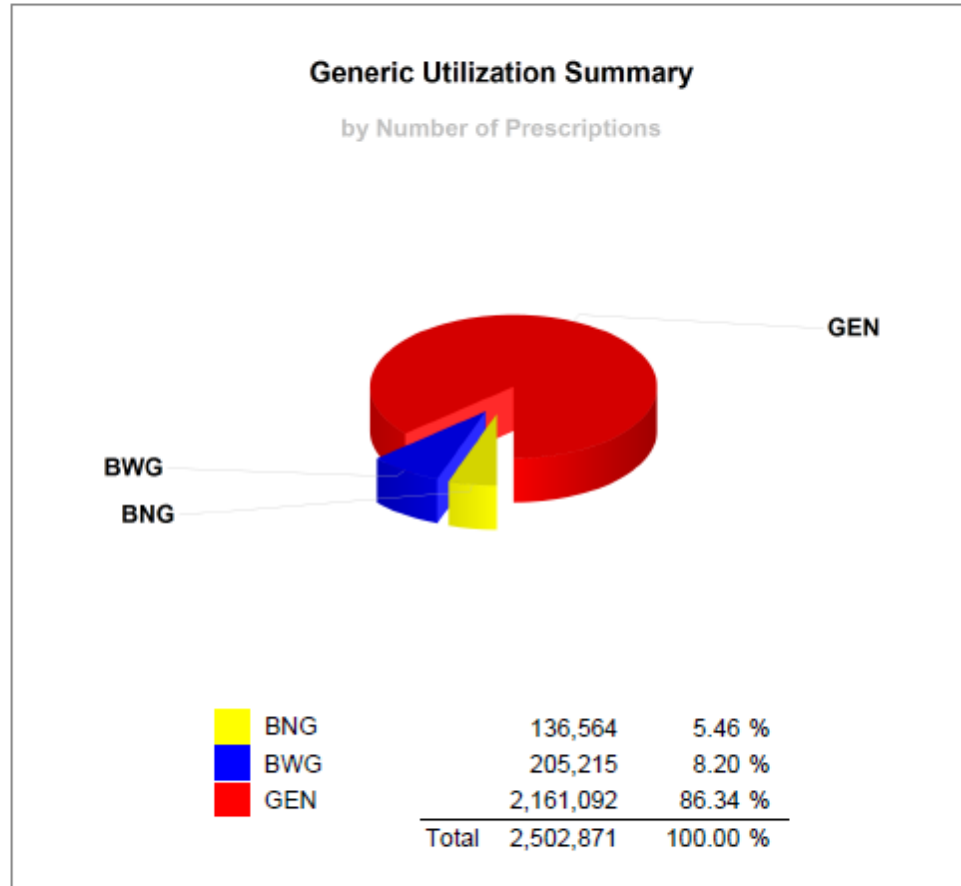
BWG = Brand Dispensed when Generic Available

GEN = Generic

Pharmacy Generic Utilization Summary By Number Of Prescriptions

Report Period from 01/01/2020 thru 03/31/2020

Reporting Months (1st Quarter): 1/1/2020-03/31/2020



*BNG = Brand With no Generic Available*

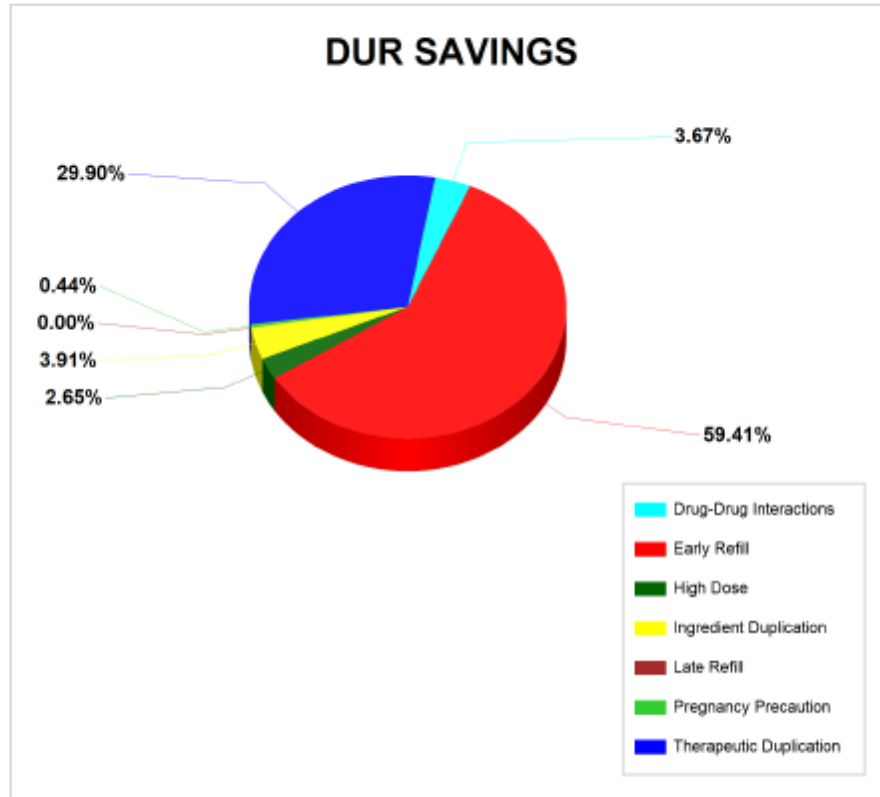
*BWG = Brand Dispensed when Generic Available*

*GEN = Generic*



**Pharmacy DUR Savings - QUARTERLY**
  
 Report Period from 01/01/2020 thru 03/31/2020

Reporting Months (1st Quarter) : 1/1/2020 - 3/31/2020



Code	Description	Amount Saved	% of Savings
DD	Drug-Drug Interactions	\$1,118,392.35	4.00
ER	Early Refill	\$18,101,938.30	59.00
HD	High Dose	\$810,225.08	3.00
ID	Ingredient Duplication	\$1,191,675.06	4.00
LR	Late Refill	\$0.00	0.00
PG	Pregnancy Precaution	\$134,219.74	0.00
TD	Therapeutic Duplication	\$9,111,431.35	30.00
<b>Totals:</b>		<b>\$30,467,881.89</b>	<b>100.00</b>