




Watch County Testing July 16-25, 2020

Barbour, Logan, Mercer and Monongalia Counties

Date of Report: August 5, 2020



Background

Under the direction of Gov. Jim Justice, the West Virginia Department of Health and Human Resources (DHHR) established a pandemic leadership team in the state of West Virginia. As part of that effort, the DHHR Health Command team, Local Health Departments, Local Emergency Management and West Virginia National Guard developed a plan to increase COVID-19 testing opportunities for the Watch County communities. This testing was undertaken in partnership with Local Health Departments and other community partners.

The initiative worked to reach residents who have struggled to be seen by a physician or who do not have insurance to pay for testing. It provided free, optional testing to residents, including asymptomatic individuals, in counties with evidence of COVID-19 transmission.

An upward trend in the instantaneous reproduction number (R_t) was detected in these counties through daily monitoring of key indicators. In response, DHHR's Bureau for Public Health's leadership rapidly initiated testing events throughout the region to better understand the current level of disease within these communities. Testing was held from July 16 through 25, 2020 in Barbour, Logan, Mercer and Monongalia counties.

The following data highlights the increase in test results of individuals tested during this time frame. Data from additional rounds of community-based testing will be added subsequently.

Of note is the fact that this effort is meant to be a starting point to addressing the issue at hand. It is our hope that the lessons learned, tools and partnerships developed through this testing initiative can further build upon relationships and systems at the community level to assure education, outreach, testing and follow up care is available to all.

Our thanks go to all who have made this effort possible, especially the pandemic leadership team and most importantly, the communities themselves.

Results by County

Barbour County – July 16

Race	Total Tested	% Pop Tested	Total Positive	% Positive	Total Negative	% Negative
American Indian	0	0.00%	0	0.00%	0	0.00%
Asian	1	0.36%	0	0.00%	1	100%
Black/African American	1	0.36%	0	0.00%	1	100%
Caucasian/Not Hispanic	279	99.29%	0	0.00%	279	100%
Hispanic/Latino	0	0.00%	0	0.00%	0	0.00%
Mixed	0	0.00%	0	0.00%	0	0.00%
Native Hawaiian/Pacific Islander	0	0.00%	0	0.00%	0	0.00%
Other	0	0.00%	0	0.00%	0	0.00%
Unknown/Not Indicated	0	0.00%	0	0.00%	0	0.00%
Total	281	100%	0	0.00%	281	100%

Logan County – July 25

Race	Total Tested	% Pop Tested	Total Positive	% Positive	Total Negative	% Negative
American Indian	0	0.00%	0	0.00%	0	0.00%
Asian	3	0.82%	0	0.00%	3	100%
Black/African American	24	6.54%	0	0.00%	24	100%
Caucasian/Not Hispanic	334	91.01%	18	5.39%	316	94.61%
Hispanic/Latino	0	0.00%	0	0.00%	0	0.00%
Mixed	0	0.00%	0	0.00%	0	0.00%
Native Hawaiian/Pacific Islander	4	1.09%	0	0.00%	4	100%
Other	0	0.00%	0	0.00%	0	0.00%
Unknown/Not Indicated	2	0.54%	0	0.00%	2	100%
Total	367	100%	18	4.90%	349	95.10%

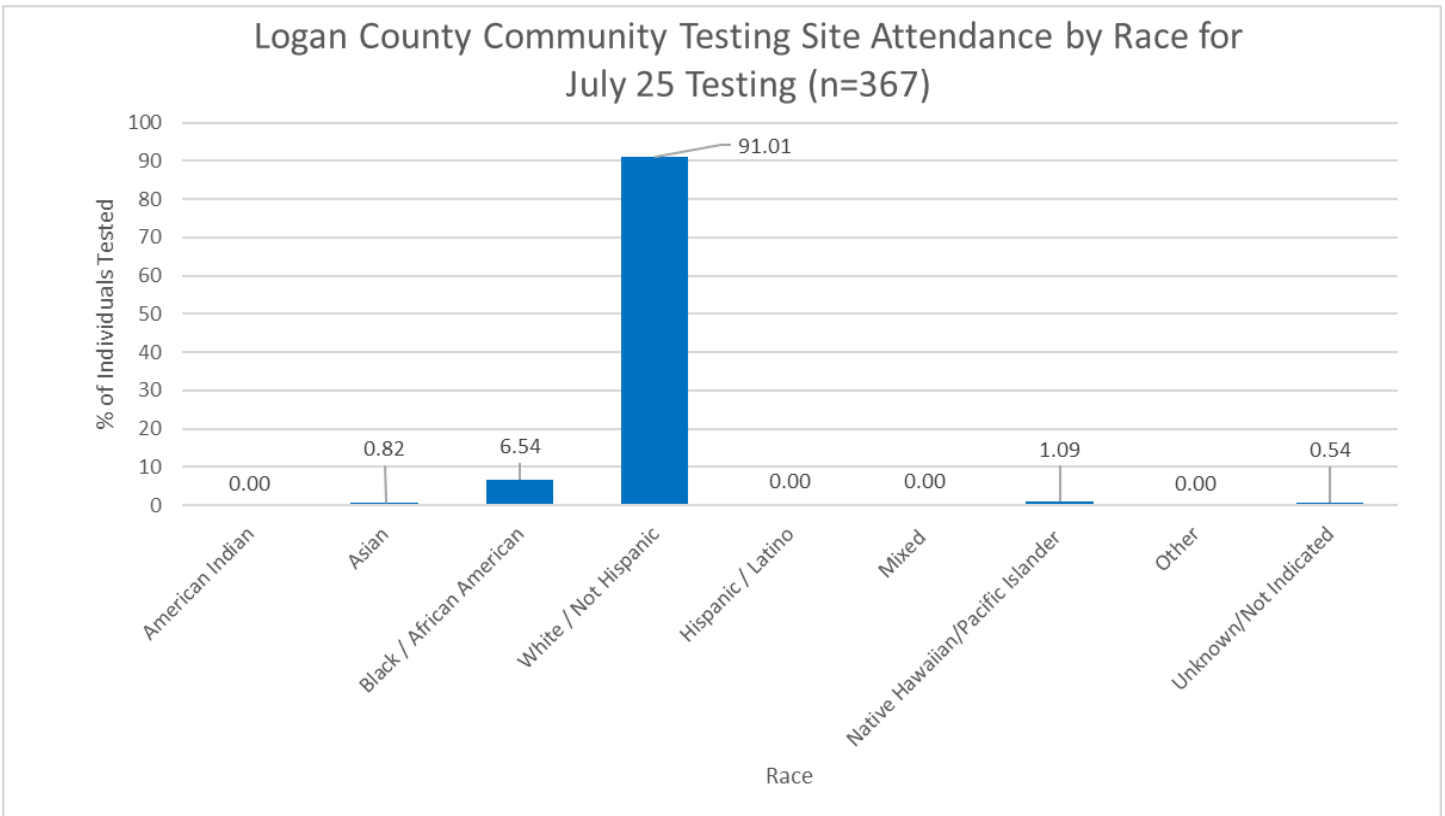
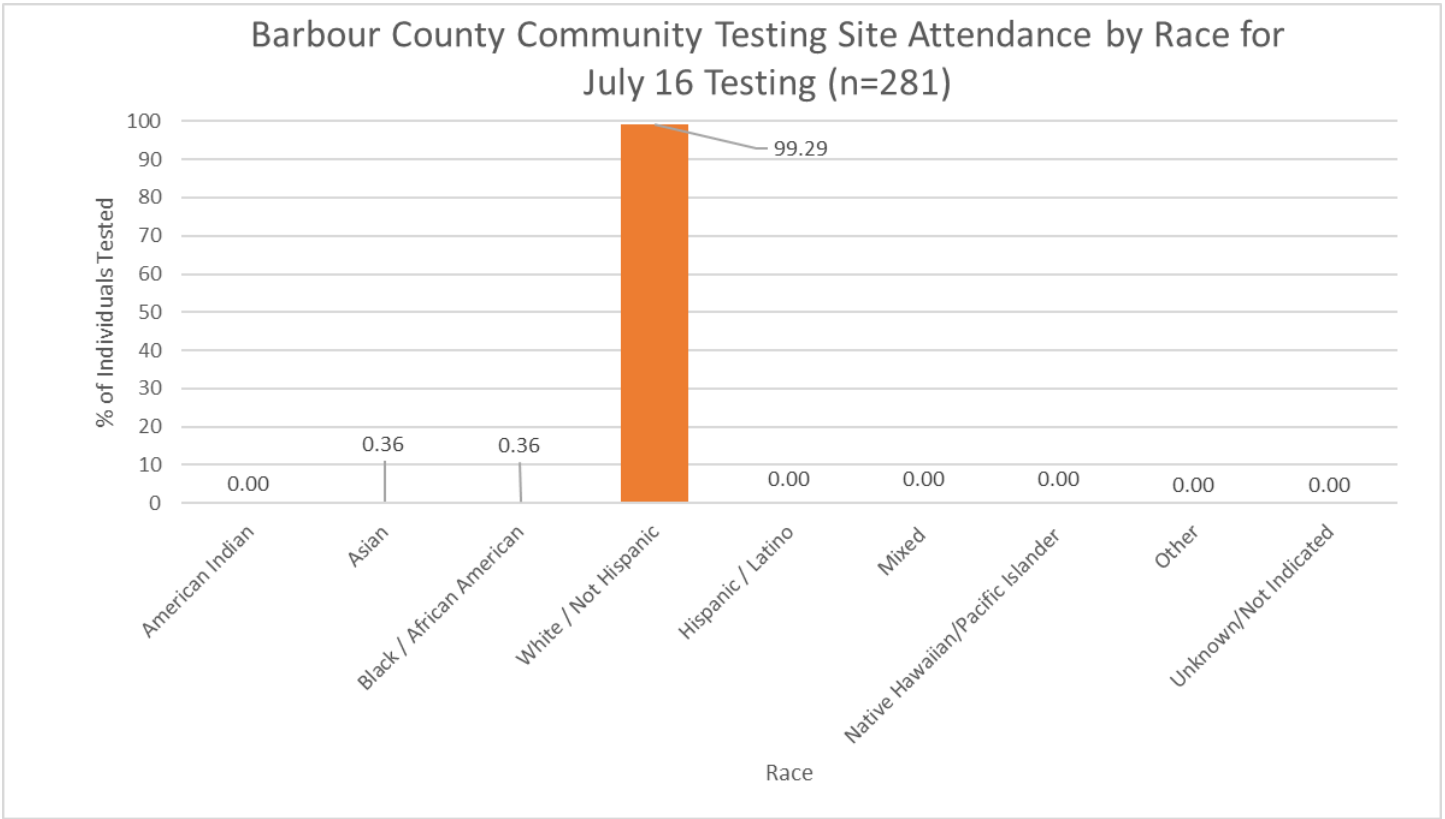
Mercer County – July 17

Race	Total Tested	% Pop Tested	Total Positive	% Positive	Total Negative	% Negative
American Indian	0	0.00%	0	0.00%	0	0.00%
Asian	3	1.37%	0	0.00%	3	100%
Black/African American	23	10.50%	0	0.00%	23	100%
Caucasian/Not Hispanic	191	87.21%	1	0.25%	190	99.48%
Hispanic/Latino	0	0.00%	0	0.00%	0	0.00%
Mixed	0	0.00%	0	0.00%	0	0.00%
Native Hawaiian/Pacific Islander	0	0.00%	0	0.00%	0	0.00%
Other	1	0.46%	0	0.00%	1	100%
Unknown/Not Indicated	1	0.46%	0	0.00%	1	100%
Total	219	100%	1	0.46%	218	99.54%

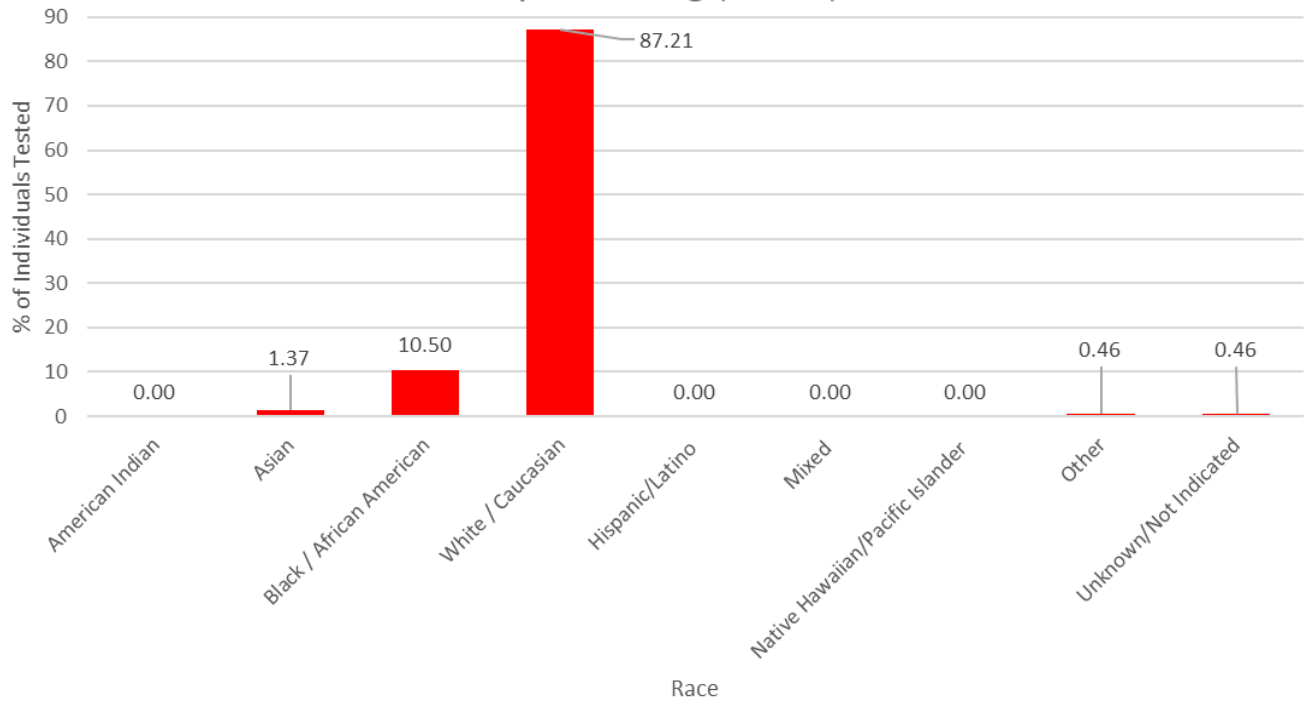
Monongalia County - July 18

Race	Total Tested	% Pop Tested	Total Positive	% Positive	Total Negative	% Negative
American Indian	2	0.20%	0	0.00%	2	100%
Asian	38	3.87%	0	0.00%	38	100%
Black/African American	64	6.52%	2	3.13%	62	96.88%
Caucasian/Not Hispanic	820	83.59%	10	1.22%	810	98.78%
Hispanic/Latino	0	0.00%	0	0.00%	0	0.00%
Mixed	0	0.00%	0	0.00%	0	0.00%
Native Hawaiian/Pacific Islander	28	2.85%	0	0.00%	28	100%
Other	24	2.45%	0	0.00%	24	100%
Unknown/Not Indicated	5	0.51%	0	0.00%	5	100%
Total	981	100%	12	1.22%	969	98.78%

Attendance by County by Race Watch County Testing



Mercer County Community Testing Site Attendance by Race for July 17 Testing (n=219)



Monongalia County Community Testing Site Attendance by Race for July 18 Testing (n=981)

